



App user guide

Introduction

The ReSound apps are made to enhance your hearing experience and enable you to get more out of your ReSound hearing aids.

ReSound's innovative sound technology and design come in a full line-up of hearing aids that make hearing a more enjoyable experience. The hearing aids are available exclusively through audiologists and hearing care professionals.

The ReSound apps enable you to get more out of your ReSound hearing aids by providing new ways to gain control, personalization and relief.

For more information and help for apps, please visit the website:
www.resound.com/apps


If you would like a printed version of the app user guide please contact customer support or simply print this user guide.



Finding and installing the app




Access apps for iPhone, iPad and iPod touch – download on the App Store by following these steps:

1. Enter the App Store by tapping the App Store icon  on an iPhone, iPad or iPod touch
2. On the App Store, search for “ReSound” and the name of the app
3. If using an iPad, change the search criteria in the top left corner to “iPhone only”
4. After finding the app, tap “Get”
5. Then tap “Install”
6. Enter a valid Apple ID and password
7. After entering the password, the ReSound app will download and install
8. After download, you can find the app on the mobile device screen - tap to open the ReSound app



Access apps for Android devices – download on Google Play by following these steps:

1. Enter Google Play by tapping the Play Store icon  on your Android phone.
2. On Google Play, search for “ReSound” and the name of the app
3. After finding the app, tap “Install” then “Accept” to allow the app to access certain features on your phone such as Bluetooth
4. After entering the password, the ReSound app will download and install
5. When installation is complete, tap “Open” to open the ReSound app

ReSound Smart 3D™ app



The ReSound Smart 3D app offers unprecedented user friendliness with just one tap of a finger. Control and customize your hearing aid settings directly from your mobile device, so that you can personalize your hearing experience to match your sound environments. You can even get your hearing aid programs updated by your hearing care professional and receive hearing aid updates remotely without making a trip to the clinic (available in selected markets). The app will guide you on all the things you can do and how to do it.

The ReSound Smart 3D app is available on the App Store and Google Play.

To use the app, you need the following devices:

Hearing aids:

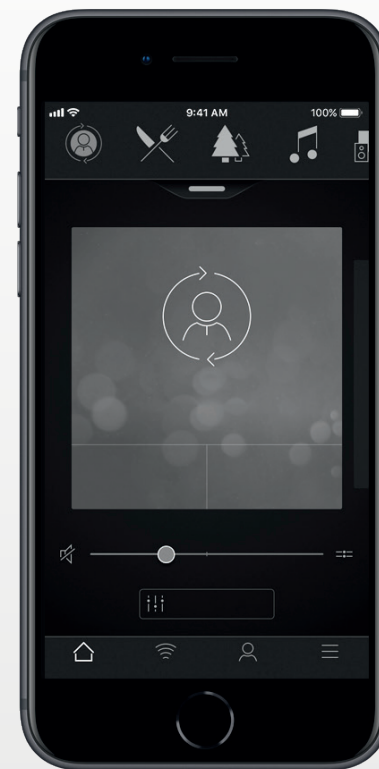
- ReSound Smart Hearing aids*: ReSound LiNX 3D or later released.

Mobile devices:

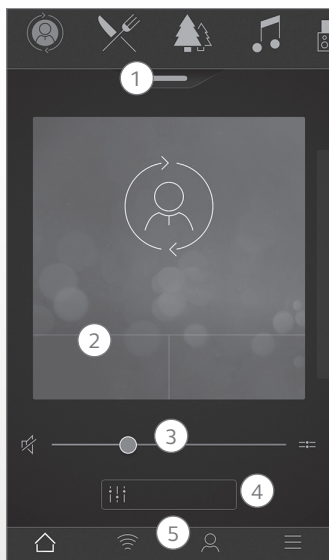
- iPhone, iPad or iPod touch. The ReSound Smart 3D app is also compatible with Apple Watch.
- Supported Android devices.

Please visit our web site for specific compatibility information and an up-to-date list of compatible mobile devices: www.resound.com/compatibility

*Make sure the hearing aids are updated to the latest firmware version. Your hearing care professional can update the hearing aid firmware for you.



ReSound Smart 3D™ app functionality

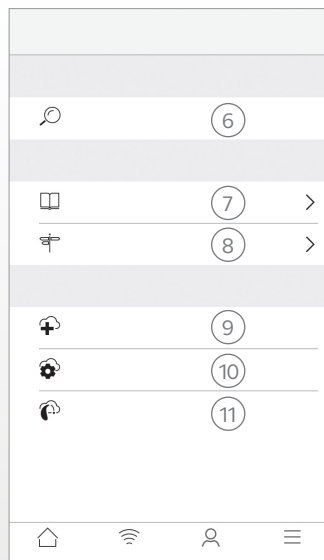


Main screen:

1. Use the top carousel, **drop-down** or card-swipe to choose your hearing aid or streamer program, or your Favorite. Tap drop-down to edit programs and Favorites.
2. Use **Quick Buttons** for one-tap, advanced sound adjustments.
3. Adjust **volume** or mute.
4. Access **Sound Enhancer** to adjust treble/mid/bass, noise reduction, speech focus or wind noise reduction*. Also access Tinnitus Manager to adjust pitch and variation of sound from the Tinnitus Sound Generator, or to choose your Nature Sound**.
5. **Navigational menu.**

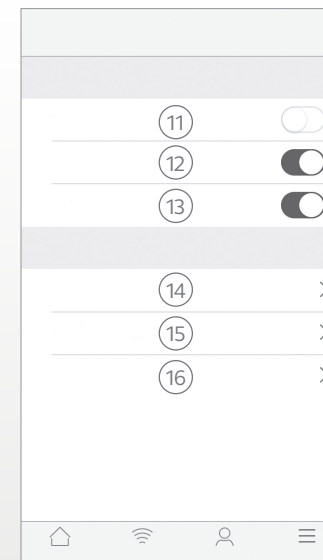
*Available for ReSound LiNX 3D 9 and ReSound ENZO 3D 9.

**Available if the Tinnitus Sound Generator has been enabled by your hearing care professional.



'My' menu:

6. Find your **lost hearing aid**.
7. **Learn about the app** and its functions.
8. **Guiding tips** for use of the app and the hearing aids
9. **Request assistance** with your hearing aid settings and programs from your hearing care professional.
10. See the **status of your requests and install any settings** and program updates sent by your hearing care professional. Go back to previous settings.
11. **Install new software** received for your hearing aids.



More menu:

11. Enter/exit **Demo mode**.
12. Enable/disable **Guiding tips**.
13. Enable/disable **Automatic activation of Favorite locations**.
14. **About**: Read about the app and the brand.
15. **Legal information**: Learn about manufacturer, terms & conditions and privacy policy. Review, give or withdraw consent to data-processing.
16. **Support**: More app help and additional links to web-based help and FAQs.

Intended use of mobile device apps:

Mobile device apps are intended to be used with wireless hearing aids. Mobile device apps send and receive signals from the wireless hearing aids via mobile devices for which the apps have been developed.

CE
0297

ReSound A/S
Lautrupbjerg 7
DK-2750 Ballerup
Denmark

Any issues relating to the EU Medical Device Directive 93/42/EEC should be directed to ReSound A/S

ReSound Smart™ app



The ReSound Smart app puts basic controls and more advanced features at your fingertips so you can personalize your hearing experience. The ReSound Smart app was the first hearing aid app with a direct connection between your hearing aids and the mobile phone.

The ReSound Smart app is available on the App Store and Google Play.

To use the app, you need the following devices:

Hearing aids:

- ReSound Smart Hearing aids*: ReSound LiNX², ReSound LiNX, ReSound LiNX TS, ReSound ENZO², ReSound ENZO or ReSound Up Smart.

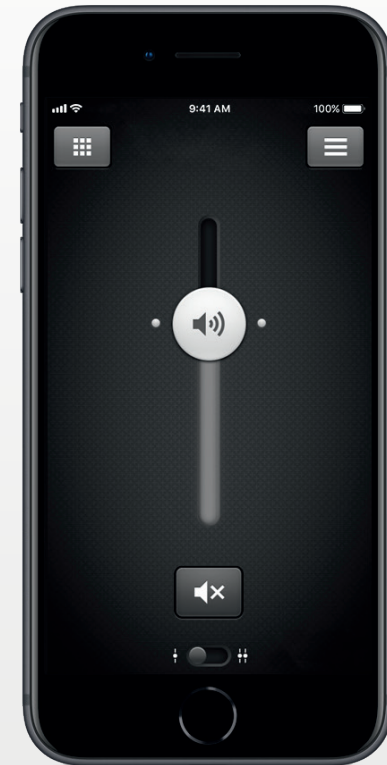
Mobile devices:

- iPhone, iPad or iPod touch. The ReSound Smart app is also compatible with Apple Watch.
- Supported Android devices.

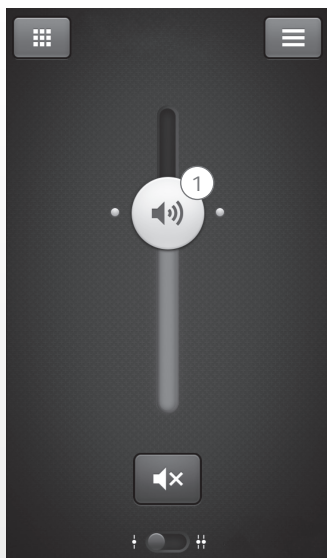
Please visit our web site for specific compatibility information and an up-to-date list of compatible mobile devices:

www.resound.com/compatibility

*Make sure the hearing aids are updated to the latest firmware version. Otherwise your hearing care professional can update the hearing aid firmware for you.



ReSound Smart™ app functionality



1. Adjust and mute **volume** for both hearing aids or for each hearing aid individually.



2. Change manual and streamer **programs**.

3. Adjust **treble and bass** to your preferences.

4. Create **Favorites** to save preferred program and settings. Associate a Favorite with a specific location.

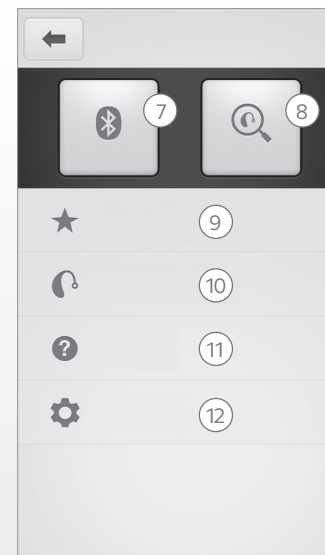
5. Use **Sound Enhancer** for advanced feature adjustments: Comfort in noise, Speech focus and Comfort in wind*.

6. Use **Tinnitus Manager** to adjust the pitch and variation of sound from the Tinnitus Sound Generator**.

Use Tinnitus Manager to choose your preferred Nature Sound™**.

*Available for ReSound LiNX² 9 and ReSound ENZO² 9.

**Available for ReSound LiNX² and ReSound ENZO² if the Tinnitus Sound Generator has been enabled by your hearing care professional.



7. **Connection:** See battery and connection status.

8. **Finder:** Help locate lost or misplaced hearing aids.

9. **Favorites:** See an overview of or edit or delete saved Favorites.

10. **My hearing aid:** Find personalized information about your hearing aid.

11. **Tutorial:** The in-app tutorial guides you through the app features.

12. **Settings:** Edit and personalize program names, delete all Favorites, enter and exit demo mode and see background information about the app.

Intended use of mobile device apps:

Mobile device apps are intended to be used with wireless hearing aids. Mobile device apps send and receive signals from the wireless hearing aids via mobile devices for which the apps have been developed.

CE
0297

ReSound A/S
Lautrupbjerg 7
DK-2750 Ballerup
Denmark

Any issues relating to the EU Medical Device Directive 93/42/EEC should be directed to ReSound A/S

ReSound Control™ app



The ReSound Control app provides control of your hearing aids. Used with the Phone Clip+, ReSound Control lets you use your mobile device to easily obtain an overview of and to remotely control your ReSound wireless hearing aids and ReSound wireless accessories.

The ReSound Control app is available on the App Store and Google Play.

To use the app, you need the following devices:

Hearing aids:

- ReSound wireless hearing aids.

Wireless accessory:

- ReSound Phone Clip+.

Mobile devices:

- iPhone, iPad or iPod touch running iOS 7 or later.
- Android devices* running Android OS 2.3.5 or later.

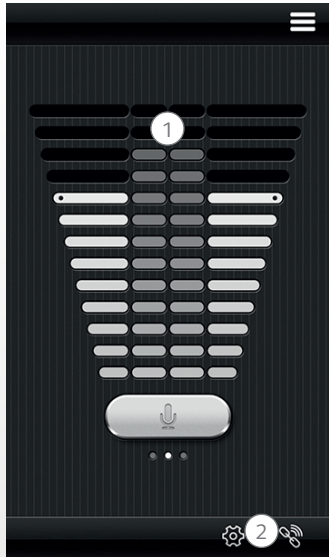
For best performance, the ReSound Control app should not be used actively on more than one mobile device at a time.

For more information, please consult www.resound.com/control

*Functionality verified on selected models from HTC, Huawei, LG, Motorola, Samsung and Sony.




ReSound Control™ app functionality



1. **Adjust or mute volume** level on your wireless hearing aids. Adjust or mute volume level on your wireless accessories.

2. Use the dedicated **link screen** to overview connections between the app and your hearing aids.



3. **Change manual and streamer programs.**

Intended use of mobile device apps:

Mobile device apps are intended to be used with wireless hearing aids. Mobile device apps send and receive signals from the wireless hearing aids via mobile devices for which the apps have been developed.

CE
0297

ReSound A/S
Lautrupbjerg 7
DK-2750 Ballerup
Denmark

Any issues relating to the EU Medical Device Directive 93/42/EEC should be directed to ReSound A/S

ReSound Relief™ app



The ReSound Relief app offers balanced and flexible tinnitus management. It uses a combination of sounds and relaxing exercises that are meant to distract your brain from focusing on tinnitus. Over time, the brain learns to focus less on the tinnitus. In addition, seven coping skills expand on the counseling and therapy elements of the app, providing engaging tips for managing and understanding tinnitus.

The app is a tool for anyone with tinnitus. It should be used in combination with a tinnitus management program or plan set up by a hearing care professional.

The ReSound Relief app is available on the App Store and Google Play.

To use the app, you need the following devices:

Hearing aids:

- ReSound Smart Hearing aids for direct streaming from an iPhone, iPad or iPod touch or ReSound wireless-enabled hearing aids in combination with a Phone Clip+ accessory for direct audio streaming on Android devices.


Mobile devices:

- iPhone, iPad or iPod touch.
- Android devices running Android OS 4.1 or later.


Headset:

- You can also use the app with a standard headset connected to the phone.


For more information, please visit: www.resound.com/reliefapp



ReSound Relief™ app functionality



The app lets you manage your personal library of sound-therapy files and allows you to create your own soundscapes from environmental sounds and short pieces of music.



1. Sound therapy:

Listen, create and download soundscapes.

2. Therapies:

Find different therapies to help you relax.

3. Learn:

Find information about tinnitus.

4. My Relief:

Track your app usage.

Intended use of the app:

The app is intended to provide sound therapy and relaxing exercises that aim to distract a tinnitus patient from focusing on tinnitus. It can be used as part of a tinnitus management plan. It is not intended for use in audiological/ontological treatment of symptomatic tinnitus or to mask internal noises.



Tinnitus warning

To prevent possible hearing loss, do not listen at high volume levels for long periods.



ReSound A/S
Lautrupbjerg 7
DK-2750 Ballerup
Denmark

Any issues relating to the EU Medical Device Directive 93/42/EEC should be directed to ReSound A/S.

Warnings and precautions

Use with mobile device apps:


Notifications of app updates should not be disabled, and it is recommended that the user installs all updates to ensure that the app will function correctly and will be kept up to date.

The app must only be used with ReSound devices for which it is intended, and ReSound takes no responsibility if the app is used with other devices.

Warnings and cautions

If using the ReSound app with the hearing aid, please make sure to read the hearing aid user guide. The hearing aid user guide was included in the hearing aid package. If you need a fresh copy, please consult ReSound customer support.

Be aware of information marked with the warning symbol

 **WARNING** points out a situation that could lead to serious injuries, **CAUTION** indicates a situation that could lead to minor and moderate injuries.



Worldwide headquarters

ReSound A/S
Lautrupbjerg 7
DK-2750 Ballerup
Denmark
Tel.: +45 45 75 11 11
resound.com

United Kingdom

GN ReSound Ltd.
Kirtlington Business Centre
Portway
Kirtlington
Oxon OX5 3JA
Tel.: +44 1869 352 800
resound.com

Australia

GN ReSound Pty. Ltd.
Gate C, 19-25 Khartoum Rd
Macquarie Technology Park
Macquarie Park NSW 2113
Tel.: (free) 1800 658 955
resound.com

New Zealand

GN ReSound (NZ) Ltd.
Ground Floor, North Entrance
4 Fred Thomas Drive
Takapuna
Auckland, 0622
Tel.: (free) 0800 900 126
resound.com

© 2017 GN Hearing A/S. All rights reserved. ReSound is a trademark of GN Hearing A/S. Apple, the Apple logo, iPhone, iPad, iPod touch and Apple Watch are trademarks of Apple Inc., registered in the U.S. and other countries. App Store is a service mark of Apple Inc., registered in the U.S. and other countries. Android, Google Play and the Google Play logo are trademarks of Google Inc. The Android robot is reproduced or modified from work created and shared by Google and used according to terms described in the Creative Commons 3.0 Attribution License. The Bluetooth word mark and logos are registered trademarks owned by the Bluetooth SIG, Inc.

ReSound GN