

ReSound Live™



LV30 / LV730 / LV530
LV30-D / LV730-D / LV530-D
ITC

Product Information

Product Description

ReSound Live gives your hearing a surround sound experience. It's like going from a set of stereo speakers to a full blown surround sound system.

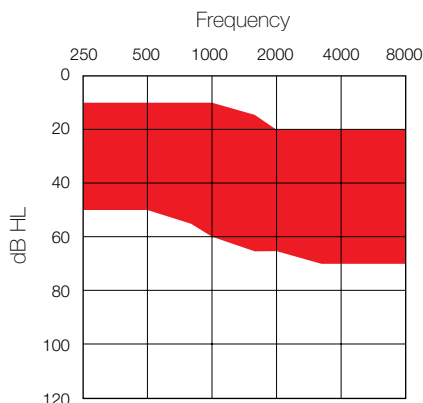
The surround sound experience is a greater sense of awareness – of 'being there'. Surround sound provides a more full and detailed sound quality, increased ability to locate where sounds are coming from and the ability to hear every word clearly – even in challenging environments.

Careful matching of ReSound Live to mimic the natural human ear is a key element in recreating the surround sound experience.

ReSound Live has two state-of-the-art directionality systems that work together with the surround sound processor. The new AutoScope Adaptive Directionality™ and Natural Directionality™ II set new standards for conventional and asymmetrical fittings.

The powerful Dual Stabilizer® II DFS with WhistleControl™ ensures unprecedented distortion free feedback suppression even in dynamic environments. Combined with the most robust noise reduction system (NoiseTracker™ II and effective suppression of wind noise) the wearer will get the ultimate in sound quality.

Fitting Range



GN ReSound A/S
Lautrupbjerg 7
DK-2750 Ballerup, Denmark
Tel.: +45 45 75 11 11
Fax: +45 45 75 11 19
www.resound.com

	Live 9	Live 7	Live 5
Personalised blending point - adjustable*	●		
Surround sound processor with integrated wind noise suppression	●	●	●
NoiseTracker™ II noise reduction levels (-3, -6, -8, -10 dB)	●	⊙	○
17-band Warp™ compression with extended bandwidth	●	●	
9- band Warp™ compression with extended bandwidth			⊙
WhistleControl™ – sensitivity levels	●	⊙	○
Dual Stabilizer® II DFS	●	●	●
Impulse Noise Smoother	●	●	●
Natural Directionality™ II*	●		
AutoScope Adaptive Directionality™*	●		
MultiScope Adaptive Directionality™*	●	⊙	
Adaptive Directionality*	●	●	●
Fixed Directionality*	●	●	●
SoftSwitching™*	●	●	●
EchoStop™*	●	●	●
Environmental Optimizer™	●		
Onboard Analyzer™ II data logging	●	●	●
Gain handles	9	7	6
Fully flexible programs**	●	⊙	○
SmartStart™	●	●	●
Acoustic indications of user control and notifications	●	●	●
Complete family of appealing, discreet and comfortable design	●	●	●

* Not available in single mic devices

** Excluding the CIC devices that do not contain a push button

Standard Configuration

- Dual microphone technology (LV30-D, LV730-D and LV530-D only)
- Size 312 battery (LV30, LV730, and LV530 with an option of 10A)
- Battery door with integrated on/off switch
- Push button
- Programmable volume control (optional)
- Telecoil with T and MT modes
- Supports StepVent
- Available in 3 colours

Fitting Requirements

- Aventa™ fitting software version 2.9 or higher
- CS63 FlexStrip Cable (3-pin)
- Speedlink™, HI-PRO or NOAHlink interface (Speedlink recommended)

ReSound

rediscover hearing

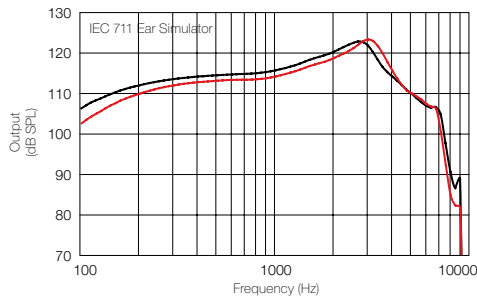
● Standard
⊙ Advanced
○ Ultimate

		LV30 / LV730 / LV530		LV30-D / LV730-D / LV530-D		
		IEC 118-0 Ear Simulator	IEC 118-7 2cc coupler	IEC 118-0 Ear Simulator	IEC 118-7 2cc coupler	
Reference test gain (60 dB SPL input)	1600 Hz* / HFA**	34	31	35	33	dB
Full-on gain (50 dB SPL input)	Max.	53	43	53	42	dB
	1600 Hz* / HFA**	45	37	47	38	dB
Maximum output (90 dB SPL input)	Max.	123	112	123	112	dB SPL
	1600 Hz* / HFA**	117	108	118	110	dB SPL
Total harmonic distortion	800 Hz	1,4	0,9	1,6	0,9	%
	1600 Hz	0,9	0,8	1,1	0,9	%
Telecoil sensitivity (1 mA/m input)	Max.	83	-	84	-	dB SPL
Full-on Telecoil sensitivity @1 mA/m	1600 Hz* / HFA**	75	66	77	68	dB SPL
HFA - SPLITS @ 31.6 mA/m (ANSI)	HFA	-	91	-	93	dB SPL
Equivalent input noise, w/o Noise reduction		26	24	27	25	dB SPL
1/3 Octave Equivalent Input Noise, w/o Noise reduction		11	-	14	-	dB SPL
Frequency range (DIN 45605*/ANSI**)		130-7170	100-7120	110-7380	100-7220	Hz
Current Drain		1,024	1,12	1,01	1,09	mA
Typical Battery life time (Battery type 312)		156	143	158	147	hrs

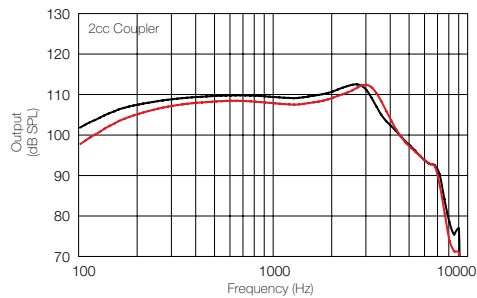
Data in accordance with IEC 60118-0, IEC 60118-7, Supply Voltage 1.3 V.

* IEC 118-0, Ear Simulator
 ** IEC 118-7, 2cc coupler

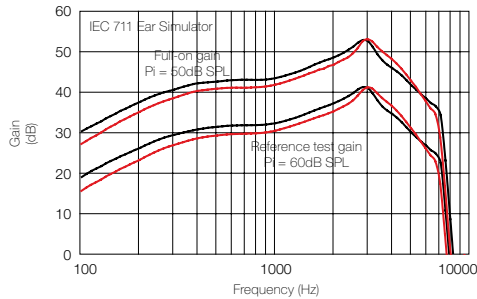
Maximum Output (OSPL 90)



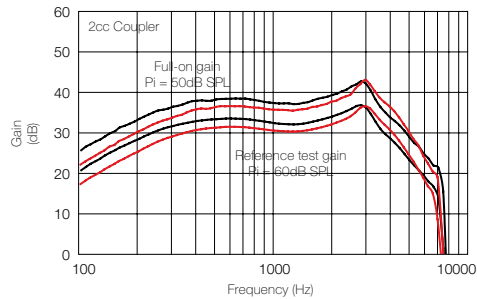
Maximum Output (OSPL 90)



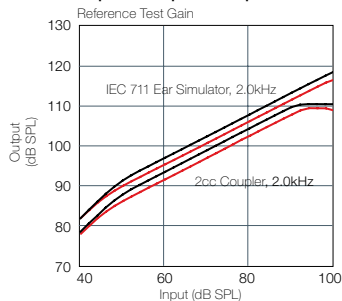
Full-On and Reference Test Gain



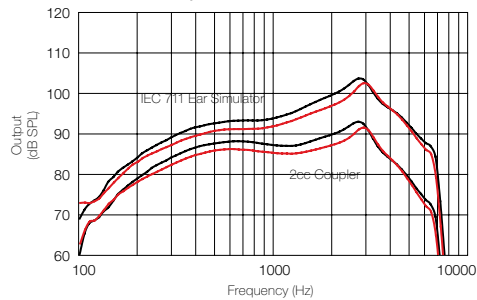
Full-On and Reference Test Gain



Input/Output Response



Telecoil Response



Full-On Gain Parameter Settings*

	250 Hz	500 Hz	750 Hz	1 kHz	1.5 kHz	2 kHz	3 kHz	4 kHz	6 kHz
G[80]	24	26	26	26	26	26	26	26	26
G[50]	38	40	40	40	40	40	40	40	40

Reference Test Gain Parameter Settings for 118-0*

	250 Hz	500 Hz	750 Hz	1 kHz	1.5 kHz	2 kHz	3 kHz	4 kHz	6 kHz
G[80]	17	19	19	19	19	19	19	19	19
G[50]	31	33	33	33	33	33	33	33	33

Reference Test Gain Parameter Settings for ANSI and 118-7*

	250 Hz	500 Hz	750 Hz	1 kHz	1.5 kHz	2 kHz	3 kHz	4 kHz	6 kHz
G[80]	23	25	25	25	25	25	25	25	25
G[50]	37	39	39	39	39	39	39	39	39

*Settings in accordance with Aventa fitting software