

ReSound Essence

PRODUCT INFORMATION



ReSound Essence ES50, ES50-D, ES50-P & ES50-DP are part of a strong new family of hearing instruments. With the capability to compensate for mild to severe hearing losses and state of the art technology in its class, the ReSound Essence ITE is able to offer excellent hearing solutions. ReSound Essence is based on the latest chip technology and offers a surprisingly great package for any budget without compromising quality or benefit. The instrument provides outstanding sound processing and quality as well as better speech understanding with the very fast WARP, Fixed Directionality and Noise Reduction systems. The strong ReSound DFS system also cancels out feedback and allows for more stability and power. Overall, ReSound Essence offers a simply surprising product feature set for better sound quality and enhanced comfort.

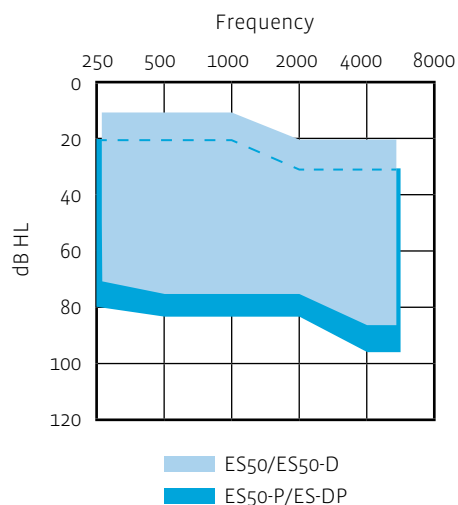
ReSound Essence Key Features

- Standard & High Power ITE
- 6-band WARP™ Compressor
- Fixed Directionality
- Stabilizer DFS™ Feedback Cancellation
- Noise Reduction
- Rotary Volume Control (optional)
- Low Battery Consumption Chip Technology
- Low battery warning indicator
- Push Button with up to 2 environmental programmes + Telecoil option

Standard Configuration

- Size 13 battery
- Acoustic indicator for programme selection
- On/Off function Battery Door
- Programmable Telecoil with T or MT
- Available in 3 standard colours

Fitting Range



Fitting Requirements

- Aventa Fitting Software (version 2.6 or higher)
- CS63 FlexStrip Cable (3-pin)
- Speedlink, HI-PRO or NOAHlink interface (Speedlink recommended)



GN ReSound A/S

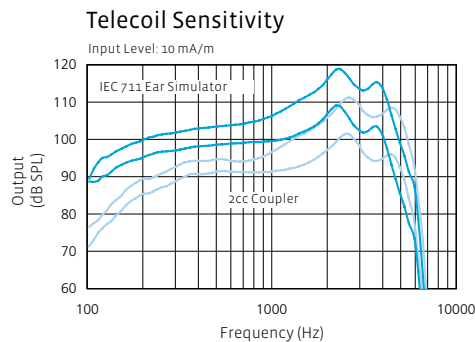
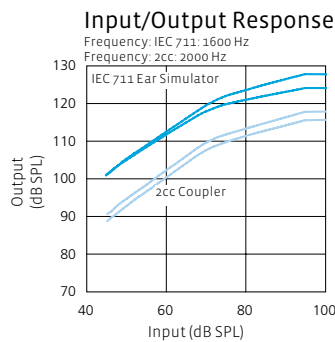
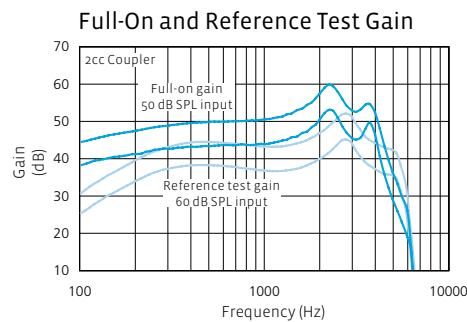
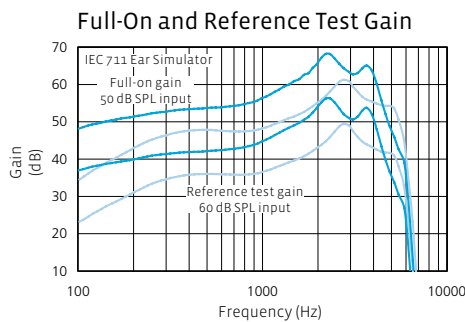
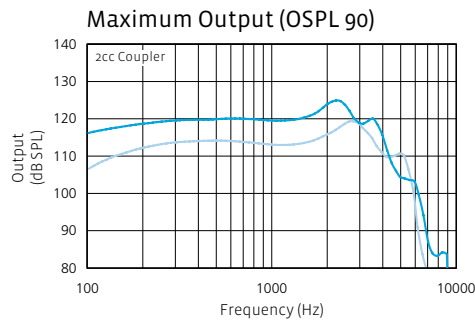
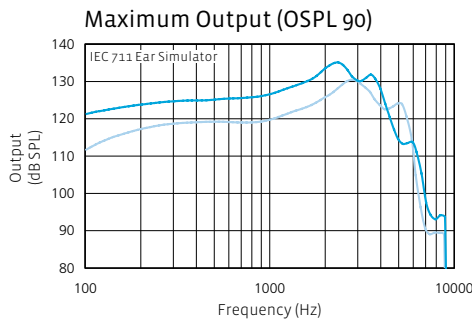
Lautrupbjerg 9 • Postbox 130
DK2750 Ballerup, Denmark
Tel.: +45 45 75 11 11
Fax: +45 45 75 11 19
www.gnresound-group.com

ES50, ES50-D, ES50-P & ES50-DP ITE

Technical Specifications

		IEC 60118-0 IEC 711 Ear Simulator		IEC 60118-7 2cc Coupler	
		ES50/ ES50-D	ES50-P/ ES50-DP	ES50/ ES50-D	ES50-P/ ES50-DP
Reference Test Gain (60 dB SPL Input)	1600 Hz / HFA	41 dB	51 dB	39 dB	48 dB
Full-On Gain (50 dB SPL Input)	Max	62 dB	70 dB	52 dB	60 dB
	1600 Hz / HFA	53 dB	63 dB	45 dB	54 dB
Maximum Output (90 dB SPL Input)	Max	131 dB SPL	135 dB SPL	120 dB SPL	125 dB SPL
	1600 Hz / HFA	123 dB SPL	130 dB SPL	116 dB SPL	122 dB SPL
Total Harmonic Distortion	800 Hz	2.2 %	1.6 %	1.0 %	0.9 %
	1600 Hz	1.6 %	0.7 %	1.0 %	0.7 %
Telecoil sensitivity (118-0: 1mA/m; 118-7: 31.6mA/m)	Max/HFA	91 dB SPL	100 dB SPL	99 dB SPL	108 dB SPL
Equivalent Input Noise, w/o Noise reduction		27 dB SPL	24 dB SPL	26 dB SPL	30 dB SPL
1/3 octave EIN w/o Noise Reduction	1600 Hz	12 dB SPL	12 dB SPL		
Frequency Range (DIN 45605)		110-6270 Hz	100-5230 Hz	100-6220 Hz	100-5300 Hz
Current Drain		0.99 mA	1 mA	1.04 mA	1.05 mA
Typical Battery Life Time (Battery type 13)		293 hrs	290 hrs	279 hrs	276 hrs

Data in accordance with IEC 60118-0, IEC 60118-7, Supply Voltage 1.3 V.



Full/On Gain Parameter Settings*

	250 Hz	500 Hz	1 kHz	2 kHz	4 kHz	6 kHz
G[80]	30/37	30/37	30/37	30/37	30/37	30/37
G[50]	45/52	45/52	45/52	45/52	45/52	45/52

Reference Test Gain Parameter Settings for 118-0*

	250 Hz	500 Hz	1 kHz	2 kHz	4 kHz	6 kHz
G[80]	23/30	23/30	23/30	23/30	23/30	23/30
G[50]	38/45	38/45	38/45	38/45	38/45	38/45

Reference Test Gain Parameter Settings for ANSI and 118-7*

	250 Hz	500 Hz	1 kHz	2 kHz	4 kHz	6 kHz
G[80]	28/35	28/35	28/35	28/35	28/35	28/35
G[50]	43/50	43/50	43/50	43/50	43/50	43/50

ES50/ES50-D
ES50-P/ES50-DP