

# ReSound Live™



## Product Information

LV40/50 / LV740/50 / LV540/50  
LV40/50-D / LV740/50-D / LV540/50-D  
ITE

### Product Description

ReSound Live gives your hearing a surround sound experience. It's like going from a set of stereo speakers to a full blown surround sound system.

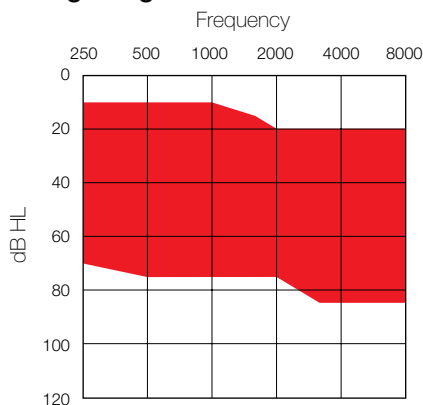
The surround sound experience is a greater sense of awareness – of 'being there'. Surround sound provides a more full and detailed sound quality, increased ability to locate where sounds are coming from and the ability to hear every word clearly – even in challenging environments.

Careful matching of ReSound Live to mimic the natural human ear is a key element in recreating the surround sound experience.

ReSound Live has two state-of-the-art directionality systems that work together with the surround sound processor. The new AutoScope Adaptive Directionality™ and Natural Directionality™ II set new standards for conventional and asymmetrical fittings.

The powerful Dual Stabilizer® II DFS with WhistleControl™ ensures unprecedented distortion free feedback suppression even in dynamic environments. Combined with the most robust noise reduction system (NoiseTracker™ II and effective suppression of wind noise) the wearer will get the ultimate in sound quality.

### Fitting Range



GN ReSound A/S  
Lautrupbjerg 7  
DK-2750 Ballerup, Denmark  
Tel.: +45 45 75 11 11  
Fax: +45 45 75 11 19  
www.resound.com

	Live 9	Live 7	Live 5
Personalised blending point - adjustable*	●		
Surround sound processor with integrated wind noise suppression	●	●	●
NoiseTracker™ II noise reduction levels (-3, -6, -8, -10 dB)	●	⊙	○
17-band Warp™ compression with extended bandwidth	●	●	
9-band Warp™ compression with extended bandwidth			⊙
WhistleControl™ – sensitivity levels	●	⊙	○
Dual Stabilizer® II DFS	●	●	●
Impulse Noise Smoother	●	●	●
Natural Directionality™ II*	●		
AutoScope Adaptive Directionality™*	●		
MultiScope Adaptive Directionality™*	●	⊙	
Adaptive Directionality*	●	●	●
Fixed Directionality*	●	●	●
SoftSwitching™*	●	●	●
EchoStop™*	●	●	●
Environmental Optimizer™	●		
Onboard Analyzer™ II data logging	●	●	●
Gain handles	9	7	6
Fully flexible programs**	●	⊙	○
SmartStart™	●	●	●
Acoustic indications of user control and notifications	●	●	●
Complete family of appealing, discreet and comfortable design	●	●	●

○ Standard  
⊙ Advanced  
● Ultimate

\* Not available in single mic devices  
\*\* Excluding the CIC devices that do not contain a push button

### Standard Configuration

- Dual microphone technology (LV40/50-D, LV740/50-D and LV540/50-D only)
- Size 13 and 312 battery
- Battery door with integrated on/off switch
- Push button
- Programmable volume control (optional)
- Telecoil with T and MT modes
- Supports StepVent
- Available in 3 colours

### Fitting Requirements

- Aventa™ fitting software version 2.9 or higher
- CS63 FlexStrip Cable (3-pin)
- Speedlink™, HI-PRO or NOAHlink interface (Speedlink recommended)

# ReSound

rediscover hearing

## Technical Specifications

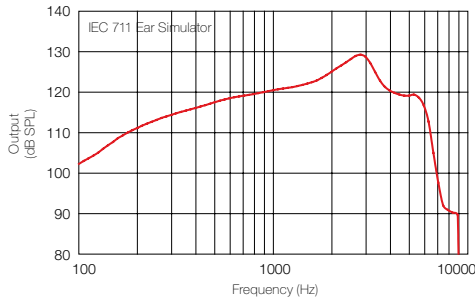
		IEC 118-0 Ear Simulator	IEC 118-7 2cc coupler	
Reference test gain (60 dB SPL input)	1600 Hz* / HFA**	40	37	dB
Full-on gain (50 dB SPL input)	Max.	62	52	dB
	1600 Hz* / HFA**	52	45	dB
Maximum output (90 dB SPL input)	Max.	129	119	dB SPL
	1600 Hz* / HFA**	123	115	dB SPL
Total harmonic distortion	800 Hz	2,2	1,1	%
	1600 Hz	1,3	1,0	%
Telecoil sensitivity (1 mA/m input)	Max.	93	-	dB SPL
Full-on Telecoil sensitivity @1 mA/m	1600 Hz* / HFA**	82	74	dB SPL
HFA - SPLITS @ 31.6 mA/m (ANSI)	HFA	-	97	dB SPL
Equivalent input noise, w/o Noise reduction		29	25	dB SPL
1/3 Octave Equivalent Input Noise, w/o Noise reduction		12	-	dB SPL
Frequency range (DIN 45605*/ANSI**)		210-6910	110-6850	Hz
Current Drain		0,99	1,04	mA
Typical Battery life time (Battery type 312/13)		162/293	154/279	hrs

Data in accordance with IEC 60118-0, IEC 60118-7; Supply Voltage 1.3V.

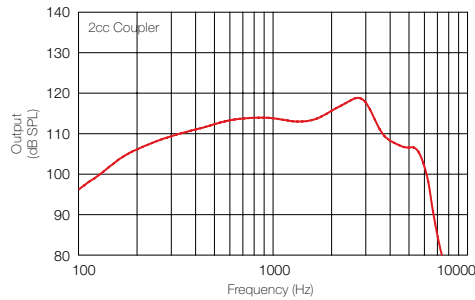
\* IEC 118-0, Ear Simulator

\*\* IEC 118-7, 2cc coupler

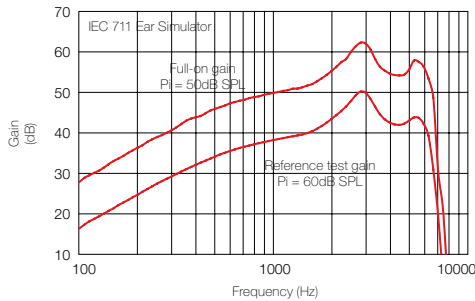
Maximum Output (OSPL 90)



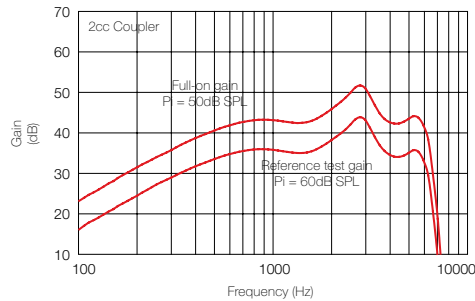
Maximum Output (OSPL 90)



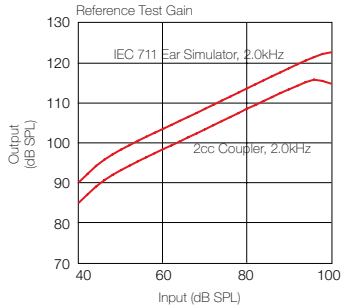
Full-On and Reference Test Gain



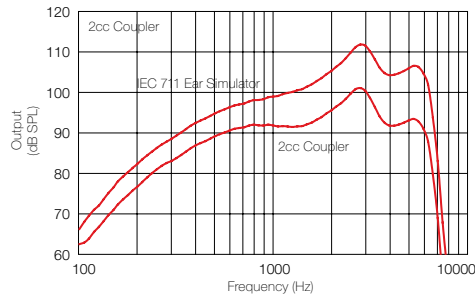
Full-On and Reference Test Gain



Input/Output Response



Telecoil Response



Full-On Gain Parameter Settings\*

	250 Hz	500 Hz	750 Hz	1 kHz	1.5 kHz	2 kHz	3 kHz	4 kHz	6 kHz
G[80]	22	26	30	30	30	30	30	29	27
G[50]	37	41	45	45	45	45	45	45	45

Reference Test Gain Parameter Settings for 118-0\*

	250 Hz	500 Hz	750 Hz	1 kHz	1.5 kHz	2 kHz	3 kHz	4 kHz	6 kHz
G[80]	15	19	23	23	23	23	23	22	20
G[50]	30	34	38	38	38	38	38	38	38

Reference Test Gain Parameter Settings for ANSI and 118-7\*

	250 Hz	500 Hz	750 Hz	1 kHz	1.5 kHz	2 kHz	3 kHz	4 kHz	6 kHz
G[80]	19	23	27	27	27	27	27	26	24
G[50]	34	38	42	42	42	42	42	42	42

\*Settings in accordance with Aventa fitting software